The background features a gradient from dark purple at the top to dark blue at the bottom. Overlaid on this are several faint, semi-transparent mathematical diagrams. These include circular arcs with tick marks and numerical labels (e.g., 40, 150, 160, 170, 180, 190, 200, 210, 220, 230, 240, 250, 260), dashed lines, and arrows, suggesting a technical or scientific context.

**WHY IS ONTOLOGICAL
CLIMATE MATHEMATICS
IMPORTANT?**

LOGICAL SEQUENCE TO TELE

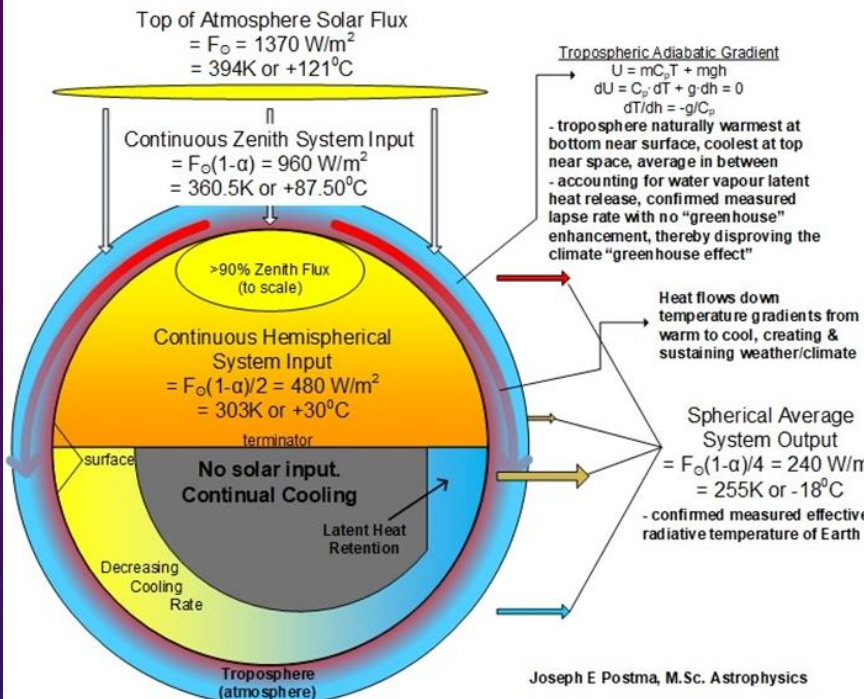
- CO₂/GHG Greenhouse Effect
 - Global Warming/Climate Change Crisis
 - Global Governing Policy
 - Remove Sunlight & CO₂ from environment
 - **potential risk of foundation of all life**
(total extinction level event)

FOUNDATIONAL DUE DILIGENCE

- Is the cause sufficient to the undertaken risk to mitigate?
- Cause: **Greenhouse Effect** (radiative greenhouse effect RGHE)
 - (next slide explanations of following:)
 - Based on false theoretical and empirical initial premises
 - Inconsistent with well-established thermodynamic principles
 - Inconsistent with well-established empirical facts
 - False initial premises lead to incorrect conclusions
 - **There can be no global warming or climate change due to something which does not exist → *a problem which can never be solved, and whose solutions will not have predictable consequences* (although we can here)**
- **Vilification of CO₂ is false science**

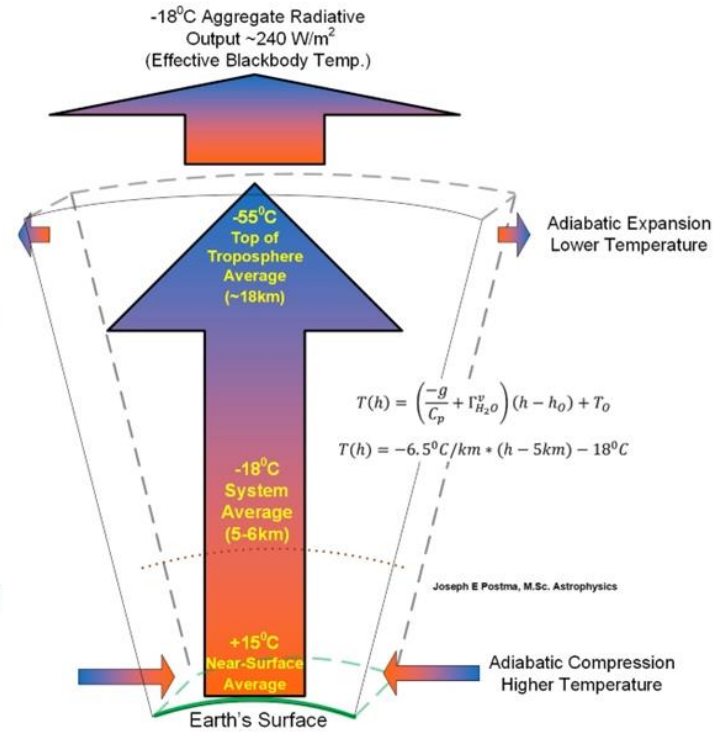
- False initial premises lead to false conclusions
- Non-ontological mathematics leads to false conclusions
- Consequences are fatal
- Solar input is equal to 1/4 of itself (h/t Gödel)
- Consequence of: global mathematical surface average output → input
- Which implies: Earth is a flat plane tb possible
- Due to: not empirically ontologically realistic mathematics & premis.

Earth's Thermodynamic Energy Budget



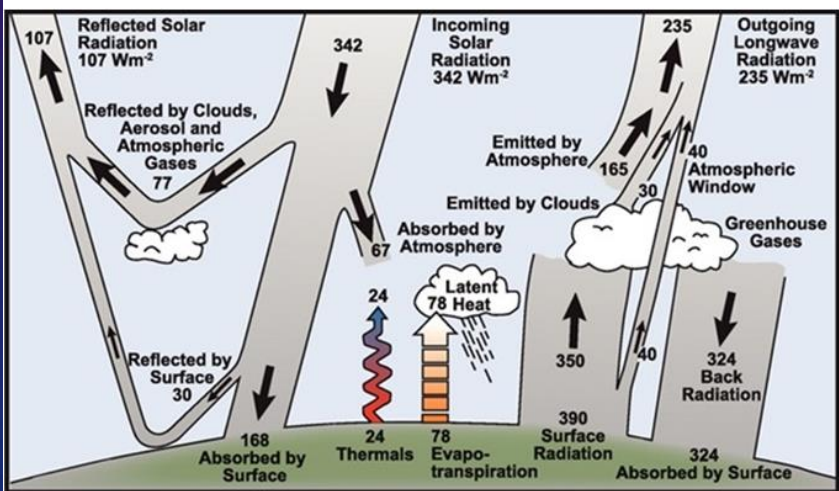
Spherical Earth

Hot sun, at 1 a.u.;
 Direct solar input $+121^\circ\text{C}$;
 Sun creates climate;
 Heat flows hot to cold only;
 Day & night;
 Rotating Earth;
 Adiabatic effect causes lapse rate;
 Earth's effective temperature is Earth output only;
 "crank science"

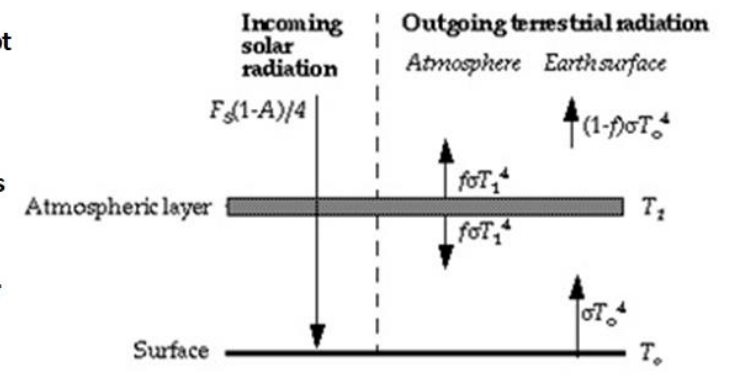


Flat Earth

Cold sun, at 2 a.u.;
 1/4 solar input -18°C ;
 Sun cannot create any climate;
 Heat flows cold to hot to create climate;
 No day or night;
 Static flat Earth;
 Backradiation causes lapse rate;
 Earth's effective temperature is solar input, also Earth output;
 Peer-reviewed & pedagogical climate science;



Kiehl, J.T. and K.E. Trenberth, 1997: Earth's Annual Global Mean Energy Budget. Bull. Amer. Meteor. Soc., 78, 197-208,



Harvard et. al. Model Greenhouse Effect <http://acmg.seas.harvard.edu/people/faculty/djj/book/bookchap7.html>

RESISTANCE TO NULL HYPOTHESIS

- Scientists: *infinitely resistant* to rational & obvious demonstrations that the RGHE is flawed and does not work or exist
 - really really really badly want to keep it supported
- Policy Makers: *infinitely resistant* to alternative policy solutions not requiring solar radiation management & geo & strato & bio engineering
 - really really really badly want to do these things, given the RGHE justification

DE FACTO

- de facto intent
 - describes practices that exist in reality, regardless of whether they are officially recognized by laws or other formal norms
- to:
 - Given that removing sunlight and CO₂ from the environment is the #1 way to fundamentally destroy almost *all life* at its basis planet-wide, where
 - Not *all* sunlight needs to be blocked (not much needs to be)
 - Not *all* CO₂ needs to be removed (not much needs to be)
 - **End all life on Earth – Total Extinction Level Event**

APPLIED ONTOLOGICAL MATHEMATICS

- We now exist in a state of a real-world exercise, a real-world test of our intelligence as a species with consequence to failure
 - This has gone beyond the entertainment phase of conjecture, speculation, and harmless intrigue by anonymous authors
 - This is the make-it-or-break-it test of *this planet's genetic fitness* to survive
 - Our enemy is going ahead with their plans
- Ontological Mathematics scenario anyone can comprehend
 - Flat Earth vs. Round Earth mathematics (practical ontological mathematics)
 - **DOES IT MAKE A DIFFERENCE? WHY?**

ONTOLOGICAL MATHEMATICS IRL

- Ontological Mathematics anchored into planetary consciousness with a few sentences!
 - *“They almost destroyed all life on Earth because they did flat Earth math. The Earth isn’t flat, it’s round. If you use round-Earth math, then you don’t make the mistakes which would have killed everything.”*

SUPPORT THIS WORK!

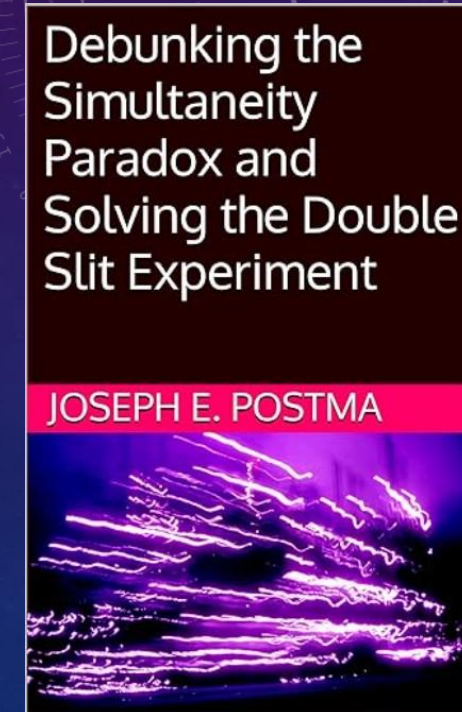
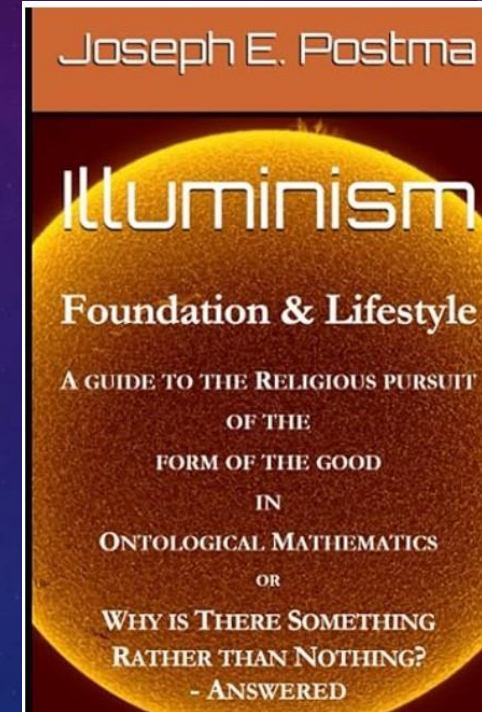
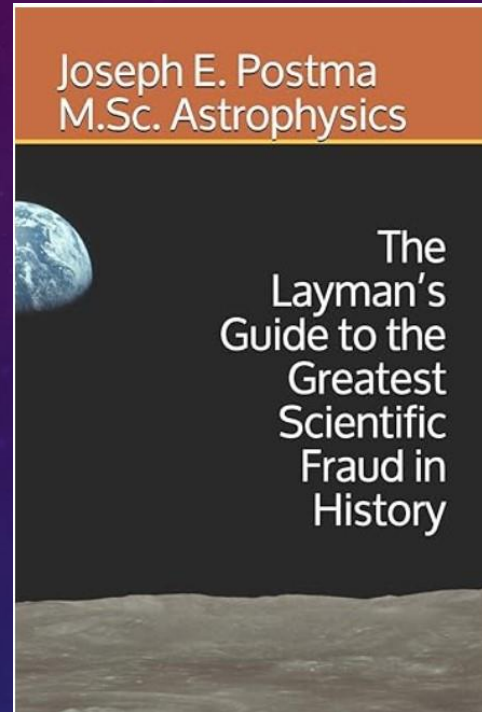
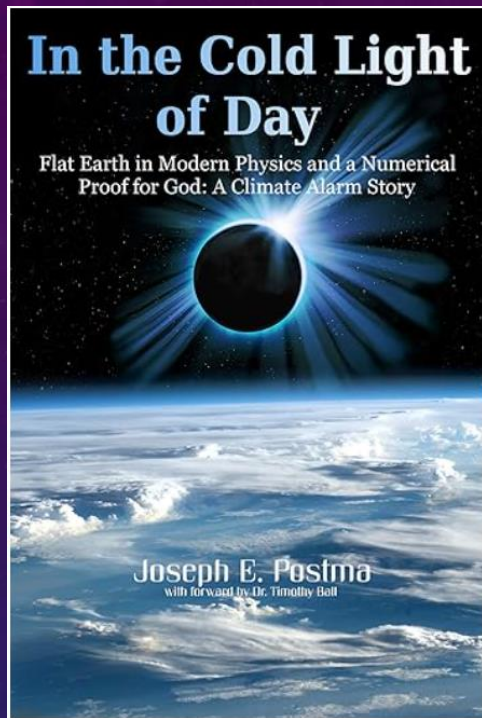
- I'm the only one doing it, at this level
 - Production quality would help! Imagine!

BTC: 1EeURvMjtGUxznP44cM6iSdDAqzjNUJFr8

- <https://www.paypal.com/paypalme/joepostma>
- <https://www.givesendgo.com/ontologicalmathematics>
 - Develop a whole new curriculum with ontological mathematics, Form of the Good, etc., principles embedded from the start, high IQ
 - No woke perversions, no secrets from parents, no “critical” theories
 - Re-develop/interpret/perform relativity & quantum mechanics thought experiments & experiments



BOOKS



<https://www.amazon.com/stores/Joseph-E.-Postma/author/B07L36BS7G>